

### ALPINESTARS AUSTRALIAN SUPERBIKE CHAMPIONSHIP

### Qualifying

Date: 19/11/22  
 Event: Q03  
 Weather: Overcast - Temp: 17.1C  
 Track: Dry - Temp: 20.0C

Started at: 08:50:04  
 Laps: 30 Min  
 Starters: 26  
 Posted at: 09:24


### PROVISIONAL CLASSIFICATION


Pos	No	Name	Class	Machine	Fastest Lap	On Lap	Behind Leader	Behind Prev	Top Speed
1	21	Josh WATERS (VIC) / Boost Mobile racing with K-tech / Broadspring Consulting / 4SiteBuildingSolutions		Ducati V4R	1:31.286	2 of 8			308
2	25	Daniel FALZON (SA) / William Adams CAT		Yamaha YZF-R1	1:31.596	9 of 10	.310	.310	303
3	1	Wayne MAXWELL (VIC) / Boost Mobile racing with K-tech		Ducati V4R	1:31.775	6 of 12	.489	.179	306
4	67	Bryan STARING (WA) / DesmoSport Ducati		Ducati V4R	1:31.999	8 of 14	.713	.224	303
5	46	Mike JONES (QLD) / Yamaha Racing Team		Yamaha YZF-R1	1:32.008	11 of 12	.722	.009	308
6	13	Anthony WEST (QLD) / MotoGo / Yamaha / Dunlop		Yamaha YZF-R1	1:32.009	8 of 11	.723	.001	301
7	17	Troy HERFOSS (QLD) / Penrite Honda		Honda CBR RR	1:32.063	11 of 11	.777	.054	308
8	65	Cru HALLIDAY (NSW) / Yamaha Racing Team		Yamaha YZF-R1	1:32.086	7 of 9	.800	.023	308
9	14	Glenn ALLERTON (NSW) / Next Gen Motosport / Spectro Performance Oils / Film BMW		BMW M RR	1:32.196	7 of 10	.910	.110	304
10	61	Arthur SISSIS (SA) / Entrant Unitech Racing / Sponsors Remo Contractors / SA Profiling / YRD		Yamaha YZF-R1	1:32.349	9 of 9	1.063	.153	307
11	81	Senna AGIUS (NSW) / Penrite Honda	R	Honda CBR RR	1:32.589	12 of 12	1.303	.240	311
12	3	Jed METCHER (VIC) / 727 Moto / Fusport / SpeedCraft		Yamaha YZF-R1	1:33.056	9 of 14	1.770	.467	299
13	4	Broc PEARSON (QLD) / DesmoSport Ducati		Ducati V4R	1:33.173	14 of 15	1.887	.117	307
14	86	Beau BEATON (NSW) / North Coast V-twins / Beaton's HVAC & Refrigeration		Ducati V4R	1:33.637	8 of 12	2.351	.464	303
15	9	Billy McCONNELL (SA) / 727 Moto / Fusport	R	Yamaha YZF-R1	1:33.776	11 of 11	2.490	.139	293
16	27	Max STAUFFER (NSW) / GTR Motostars / DoctorMak / RS&C / YRD / Racers Edge / KYT	R	Yamaha YZF-R1	1:33.829	3 of 14	2.543	.053	306
17	29	Ted COLLINS (VIC) / Battery World Warmambool / South West Track Days / DynoBike / RST		Yamaha YZF-R1	1:33.861	8 of 9	2.575	.032	303
18	12	Matt WALTERS (NSW) / Kawasaki Motors / Kawasaki Connection / AMMF / Pirelli / AGV / Motul		Kawasaki ZX10R	1:34.325	10 of 12	3.039	.464	303
19	60	Ben BURKE (NSW) / BC Performance / Australian United Timbers		Kawasaki ZX10R	1:34.490	9 of 11	3.204	.165	302
20	43	Alastair HOOGENBOEZEM (VIC) / Addicted to Track	R	Yamaha YZF-R1	1:35.705	10 of 11	4.419	1.215	298
21	10	Travis WYMAN (VIC) / Addicted to Track	R	Yamaha YZF-R1	1:35.791	9 of 11	4.505	.086	297
22	33	Sloan FROST (VIC) / Next Gen Motosport / Spectro Performance Oils / Film BMW		BMW M RR	1:36.690	10 of 14	5.404	.899	294
23	62	Brendan McINTYRE (NSW) / Western Motorcycles Sydney / HDT Special Vehicles		Suzuki GSXR	1:36.898	12 of 12	5.612	.208	291
24	75	Trent BINAISSE (VIC) / Brad Signs	R	Suzuki GSXR	1:37.006	5 of 9	5.720	.108	296
25	72	Paris HARDWICK (NSW) / The Construction Team	R	Kawasaki ZX10R	1:37.486	5 of 13	6.200	.480	293
26	37	Michael EDWARDS (QLD) / Northstar Yamaha / Addicted To Track		Yamaha YZF-R1	1:38.491	3 of 11	7.205	1.005	290
DNS	78	Nathan SPITERI (VIC) / Livson / Alpinestars / SignPro / ABC Transport / JDS Moto / Alpha Racing		BMW M RR					

New qualifying record for SBK class - Previous: 1:31.363 by Wayne MAXWELL (VIC) on a Ducati V4R set on 26/02/22

\*\*\* ALL RIDERS QUALIFY \*\*\*

The results are provisional until the end of the time limit for protests and appeals.

  
 Chief Timekeeper - Scott Lang

  
 Race Director - Tom Williams



### ALPINESTARS AUSTRALIAN SUPERBIKE CHAMPIONSHIP

### Qualifying

Date: 19/11/22  
 Event: Q03  
 Weather: Overcast - Temp: 17.1C  
 Track: Dry - Temp: 20.0C

Started at: 08:50:04  
 Laps: 30 Min  
 Starters: 26  
 Posted at: 09:24

### PROVISIONAL LAP TIMES

No	Name	Lap 1	Lap 2	Lap 3	Lap 4	Lap 5	Lap 6	Lap 7	Lap 8	Lap 9	Lap 10
1	Wayne MAXWELL (VIC)	1:45.843	1:32.171	1:32.515	4:01.903	1:41.299	<b>1:31.775</b>	1:31.920	8:48.808	1:39.664	1:32.059
		10	1:32.203	1:37.073							
3	Jed METCHER (VIC)	1:39.090	1:34.031	1:33.976	1:34.390	1:34.099	1:34.422	9:03.304	2:01.508	<b>1:33.056</b>	1:33.475
		10	1:33.549	1:33.686	1:58.717	1:33.644					
4	Broc PEARSON (QLD)	1:45.747	1:34.561	1:33.889	2:03.071	1:45.029	4:07.312	1:43.180	1:34.607	1:33.947	1:34.033
		10	4:24.562	1:37.275	1:50.833	<b>1:33.173</b>	1:33.438				
9	Billy McCONNELL (SA)	1:48.332	1:35.409	1:39.513	1:34.983	5:23.570	1:42.553	1:35.071	1:34.908	6:09.496	1:41.614
		10	<b>1:33.776</b>								
10	Travis WYMAN (VIC)	1:42.718	1:37.548	1:36.207	5:26.776	1:53.945	1:47.889	8:49.617	1:41.469	<b>1:35.791</b>	1:35.841
		10	1:36.217								
12	Matt WALTERS (NSW)	1:46.505	1:34.886	1:34.991	1:34.877	1:34.702	10:57.429	1:48.284	2:13.772	1:40.098	<b>1:34.325</b>
		10	1:34.400	1:35.171							
13	Anthony WEST (QLD)	1:41.809	1:33.937	1:33.630	1:36.556	1:32.714	7:02.432	1:41.502	<b>1:32.009</b>	1:32.249	1:49.219
		10	4:34.346								
14	Glenn ALLERTON (NSW)	1:49.759	1:33.008	1:32.847	6:40.104	1:44.850	1:41.001	<b>1:32.196</b>	3:34.024	1:45.155	1:37.685
17	Troy HERFOSS (QLD)	1:48.265	1:32.975	1:49.781	1:32.295	12:48.936	1:55.764	1:48.872	1:38.041	1:52.544	1:32.436
		10	<b>1:32.063</b>								
21	Josh WATERS (VIC)	1:56.952	<b>1:31.286</b>	6:09.252	1:42.156	1:31.684	1:31.845	10:40.251	1:43.103		
25	Daniel FALZON (SA)	1:47.163	1:33.320	1:57.401	1:33.235	1:37.121	1:32.865	8:00.958	1:58.456	<b>1:31.596</b>	1:43.264
27	Max STAUFFER (NSW)	1:39.860	1:34.547	<b>1:33.829</b>	1:40.237	4:18.636	1:41.581	1:36.503	1:34.306	5:26.806	1:53.162
		10	1:36.061	1:35.859	1:35.872	1:40.679					
29	Ted COLLINS (VIC)	1:40.051	1:34.085	1:35.905	1:34.268	9:24.502	1:41.485	1:33.930	<b>1:33.861</b>	1:34.340	
33	Sloan FROST (VIC)	1:45.963	1:39.367	1:38.796	1:38.805	1:41.399	1:37.887	1:37.963	6:54.769	1:48.722	<b>1:36.690</b>
		10	1:36.761	3:05.508	1:44.948	1:37.408					
37	Michael EDWARDS (QLD)	1:45.599	1:39.010	<b>1:38.491</b>	11:24.137	1:45.798	1:38.800	1:38.819	1:39.049	3:45.813	1:49.411
		10	1:39.919								
43	Alastair HOOGENBOEZEM (VIC)	1:45.020	1:38.850	1:38.986	1:37.510	11:18.755	1:50.740	1:37.292	1:36.146	1:36.093	<b>1:35.705</b>
		10	1:36.233								
46	Mike JONES (QLD)	1:39.278	1:32.911	1:32.664	4:41.971	1:37.792	1:32.473	1:32.575	5:02.036	1:48.937	1:32.148
		10	<b>1:32.008</b>	1:32.299							
60	Ben BURKE (NSW)	1:48.876	1:35.104	1:35.481	1:34.981	12:58.125	1:55.266	1:49.588	1:34.676	<b>1:34.490</b>	1:50.759
		10	1:36.516								
61	Arthur SISIS (SA)	2:01.906	1:34.168	1:32.849	1:33.218	1:33.302	11:57.640	1:49.867	1:32.437	<b>1:32.349</b>	
62	Brendan McIntYRE (NSW)	1:47.209	1:39.611	1:39.585	1:38.558	1:38.253	1:38.381	8:18.205	3:52.508	1:37.495	1:37.108
		10	1:37.277	<b>1:36.898</b>							
65	Cru HALLIDAY (NSW)	1:41.687	1:32.582	1:32.400	1:32.230	1:32.135	1:51.697	<b>1:32.086</b>	1:32.989	1:32.201	
67	Bryan STARING (WA)	1:49.398	1:32.748	1:37.466	1:32.995	1:33.072	5:30.292	1:44.971	<b>1:31.999</b>	1:32.123	1:46.419
		10	5:48.579	1:46.377	1:32.627	1:32.321					

Chief Timekeeper - Scott Lang

Race Director - Tom Williams





**ASBK Round 6**  
**World SBK**  
**Phillip Island GP Circuit**  
**18 - 20 November**



**GRAND RIDGE BREWERY**  
 AUSTRALIAN ROUND

**ALPINESTARS AUSTRALIAN SUPERBIKE CHAMPIONSHIP**

**Qualifying**

Date: 19/11/22  
 Event: Q03  
 Weather: Overcast - Temp: 17.1C  
 Track: Dry - Temp: 20.0C

Started at: 08:50:04  
 Laps: 30 Min  
 Starters: 26  
 Posted at: 09:24

**PROVISIONAL LAP TIMES**

No	Name	Lap 1	Lap 2	Lap 3	Lap 4	Lap 5	Lap 6	Lap 7	Lap 8	Lap 9	Lap 10
72	Paris HARDWICK (NSW)	1:50.068	1:38.239	1:38.223	1:38.529	<u>1:37.486</u>	5:25.742	1:46.256	1:38.660	1:37.853	1:38.742
	10	1:38.768	1:39.131	1:38.985							
75	Trent BINAISSE (VIC)	1:46.121	1:38.344	1:38.496	1:37.546	<u>1:37.006</u>	11:13.722	1:46.330	1:37.322	1:37.160	
81	Senna AGIUS (NSW)	1:49.404	1:32.752	1:35.070	1:33.606	1:33.361	11:28.841	1:56.408	1:48.618	1:32.699	1:32.717
	10	1:51.548	<u>1:32.589</u>								
86	Beau BEATON (NSW)	1:43.379	1:34.351	1:34.302	1:38.462	1:34.783	5:59.715	1:43.297	<u>1:33.637</u>	1:35.746	6:31.775
	10	1:49.735	1:33.987								

\*\*\* ALL RIDERS QUALIFY \*\*\*

The results are provisional until the end of the time limit for protests and appeals.

  
 Chief Timekeeper - Scott Lang

  
 Race Director - Tom Williams



[www.computime.com.au](http://www.computime.com.au)  
**COMPUTIME RACE TIMING SYSTEMS PTY LTD**



### ALPINESTARS AUSTRALIAN SUPERBIKE CHAMPIONSHIP

#### Qualifying

Date: 19/11/22  
 Event: Q03  
 Weather: Overcast - Temp: 17.1C  
 Track: Dry - Temp: 20.0C

Started at: 08:50:04  
 Laps: 30 Min  
 Starters: 26  
 Posted at: 09:24

#### PROVISIONAL SPLIT TIMES

Lap	Split 1	Split 2	Split 3	Split 4	Lap Time	Spd	Lap	Split 1	Split 2	Split 3	Split 4	Lap Time	Spd
<b>1 Wayne MAXWELL (VIC) (3rd)</b>							9	22.439	27.193	18.082	26.233	1:33.947	298
1	29.792	29.503	20.029	26.519	1:45.843 P		10	22.399	27.308	18.000	26.326	1:34.033	300
2	22.061	<b>26.622</b>	17.753	25.735	1:32.171	304	11	23.446	29.032	18.954	3:13.130	4:24.562	300
3	22.273	26.767	17.642	25.833	1:32.515	306	12	26.117	27.312	17.956	<b>25.890</b>	1:37.275 P	
4	21.978	26.668	18.015	2:55.242	4:01.903	305	13	22.317	32.685	23.563	32.268	1:50.833	301
5	28.517	28.690	18.229	25.863	1:41.299 P		14	22.362	<b>26.838</b>	17.951	26.022	<b>1:33.173</b>	298
6	21.990	26.623	17.652	<b>25.510</b>	<b>1:31.775</b>	302	15	<b>22.251</b>	27.050	<b>17.906</b>	26.231	1:33.438	299
7	22.078	26.688	<b>17.584</b>	25.570	1:31.920	302	<b>9 Billy McCONNELL (SA) (15th)</b>						
8	23.561	31.627	18.753	7:34.867	8:48.808	302	1	30.547	29.643	19.714	28.428	1:48.332 P	
9	28.571	27.108	17.966	26.019	1:39.664 P		2	22.915	27.711	18.045	26.738	1:35.409	286
10	22.060	26.680	17.665	25.654	1:32.059	302	3	23.664	30.415	18.677	26.757	1:39.513	289
11	<b>21.916</b>	26.942	17.610	25.735	1:32.203	303	4	22.756	27.569	18.126	26.532	1:34.983	287
12	21.956	29.940	18.816	26.361	1:37.073	303	5	22.911	28.311	18.648	4:13.700	5:23.570	293
<b>3 Jed METCHER (VIC) (12th)</b>							6	28.281	28.591	18.504	27.177	1:42.553 P	
1	26.035	27.914	18.526	26.615	1:39.090 P		7	22.738	27.668	18.170	26.495	1:35.071	290
2	22.422	27.282	17.930	26.397	1:34.031	290	8	22.657	27.445	18.185	26.621	1:34.908	290
3	22.273	27.347	18.135	26.221	1:33.976	291	9	22.994	28.307	18.629	4:59.566	6:09.496	286
4	22.291	27.467	18.213	26.419	1:34.390	290	10	28.517	28.448	18.043	26.606	1:41.614 P	
5	22.393	27.325	18.066	26.315	1:34.099	290	11	<b>22.497</b>	<b>27.122</b>	<b>17.944</b>	<b>26.213</b>	<b>1:33.776</b>	286
6	22.333	27.407	18.211	26.471	1:34.422	291	<b>10 Travis WYMAN (VIC) (21th)</b>						
7	23.621	28.441	18.639	7:52.603	9:03.304	287	1	27.777	29.122	18.785	27.034	1:42.718 P	
8	37.583	37.743	19.165	27.017	2:01.508 P		2	23.395	28.549	18.814	26.790	1:37.548	294
9	22.209	<b>27.063</b>	<b>17.710</b>	<b>26.074</b>	<b>1:33.056</b>	299	3	23.073	28.078	18.312	26.744	1:36.207	294
10	<b>22.146</b>	27.122	18.001	26.206	1:33.475	292	4	25.574	34.976	19.259	4:06.967	5:26.776	293
11	22.176	27.272	17.955	26.146	1:33.549	290	5	30.985	30.506	19.702	32.752	1:53.945 P	
12	22.243	27.233	17.964	26.246	1:33.686	293	6	23.478	33.668	19.871	30.872	1:47.889	291
13	22.299	40.693	20.370	35.355	1:58.717	290	7	23.045	<b>27.976</b>	19.326	7:39.270	8:49.617	297
14	22.191	27.190	18.040	26.223	1:33.644	292	8	28.566	28.039	18.365	26.499	1:41.469 P	
<b>4 Broc PEARSON (QLD) (13th)</b>							9	22.867	28.064	18.354	26.506	<b>1:35.791</b>	296
1	29.249	30.616	18.983	26.899	1:45.747 P		10	23.024	27.998	18.366	<b>26.453</b>	1:35.841	294
2	22.554	27.343	18.095	26.569	1:34.561	299	11	<b>22.817</b>	28.251	<b>18.246</b>	26.903	1:36.217	296
3	22.396	27.277	18.035	26.181	1:33.889	307	<b>12 Matt WALTERS (NSW) (18th)</b>						
4	26.358	51.538	18.675	26.500	2:03.071	303	1	28.744	31.243	19.158	27.360	1:46.505 P	
5	22.614	33.081	23.075	26.259	1:45.029	303	2	22.617	27.714	18.054	26.501	1:34.886	303
6	23.601	30.464	19.063	2:54.184	4:07.312	302	3	22.659	27.736	18.061	26.535	1:34.991	301
7	28.856	29.012	18.587	26.725	1:43.180 P		4	22.528	27.731	18.148	26.470	1:34.877	303
8	22.494	27.720	18.060	26.333	1:34.607	298							

*Scott Lang*  
 Chief Timekeeper - Scott Lang

*Tom Williams*  
 Race Director - Tom Williams





### ALPINESTARS AUSTRALIAN SUPERBIKE CHAMPIONSHIP

#### Qualifying

Date: 19/11/22  
 Event: Q03  
 Weather: Overcast - Temp: 17.1C  
 Track: Dry - Temp: 20.0C

Started at: 08:50:04  
 Laps: 30 Min  
 Starters: 26  
 Posted at: 09:24

#### PROVISIONAL SPLIT TIMES

Lap	Split 1	Split 2	Split 3	Split 4	Lap Time	Spd	Lap	Split 1	Split 2	Split 3	Split 4	Lap Time	Spd
5	22.559	27.575	<u>17.936</u>	26.632	1:34.702	301	5	24.406	28.666	19.361	11:36.503	12:48.936	303
6	24.865	31.688	18.724	9:42.152	10:57.429	300	6	31.160	34.806	21.880	27.918	1:55.764 P	
7	34.288	28.652	18.337	27.007	1:48.284 P		7	22.879	34.387	23.273	28.333	1:48.872	297
8	<u>22.333</u>	27.464	17.984	1:05.991	2:13.772	300	8	22.213	26.932	19.850	29.046	1:38.041	302
9	27.821	27.780	18.001	26.496	1:40.098 P		9	25.505	32.621	23.399	31.019	1:52.544	303
10	22.491	<u>27.353</u>	18.056	<u>26.425</u>	<u>1:34.325</u>	300	10	22.222	<u>26.603</u>	17.806	25.805	1:32.436	301
11	22.357	27.410	18.158	26.475	1:34.400	300	11	<u>21.944</u>	26.655	17.720	<u>25.744</u>	<u>1:32.063</u>	302
12	22.444	27.561	18.075	27.091	1:35.171	300							
<b>13 Anthony WEST (QLD) (6th)</b>							<b>21 Josh WATERS (VIC) (1st)</b>						
1	27.102	29.253	18.580	26.874	1:41.809 P		1	38.306	32.996	18.764	26.886	1:56.952 P	
2	22.207	27.721	18.020	25.989	1:33.937	293	2	21.972	<u>26.518</u>	<u>17.502</u>	<u>25.294</u>	<u>1:31.286</u>	308
3	22.399	27.151	17.992	26.088	1:33.630	294	3	24.095	30.342	19.494	4:55.321	6:09.252	308
4	23.504	29.049	17.911	26.092	1:36.556	295	4	28.895	29.091	18.327	25.843	1:42.156 P	
5	22.058	27.013	17.742	25.901	1:32.714	298	5	21.916	26.637	17.599	25.532	1:31.684	305
6	23.469	28.761	18.348	5:51.854	7:02.432	295	6	<u>21.897</u>	26.661	17.669	25.618	1:31.845	306
7	27.072	29.316	18.346	26.768	1:41.502 P		7	23.968	34.765	21.297	9:20.221	10:40.251	306
8	21.993	26.816	<u>17.622</u>	<u>25.578</u>	<u>1:32.009</u>	301	8	29.070	29.046	18.666	26.321	1:43.103 P	
9	<u>21.951</u>	<u>26.801</u>	17.636	25.861	1:32.249	294	<b>25 Daniel FALZON (SA) (2nd)</b>						
10	23.719	34.230	18.867	32.403	1:49.219	297	1	28.891	31.845	19.665	26.762	1:47.163 P	
11	22.438	28.964	19.017	3:23.927	4:34.346	298	2	22.345	27.134	17.952	25.889	1:33.320	303
<b>14 Glenn ALLERTON (NSW) (9th)</b>							3	36.189	33.700	19.270	28.242	1:57.401	303
1	33.045	30.952	18.951	26.811	1:49.759 P		4	22.143	26.998	17.935	26.159	1:33.235	303
2	22.227	26.995	17.836	25.950	1:33.008	299	5	22.262	28.574	19.540	26.745	1:37.121	301
3	22.174	26.821	17.866	25.986	1:32.847	299	6	22.137	26.883	17.835	26.010	1:32.865	302
4	25.245	31.728	18.611	5:24.520	6:40.104	300	7	23.329	30.110	19.100	6:48.419	8:00.958	300
5	31.305	29.408	18.066	26.071	1:44.850 P		8	44.343	30.048	18.107	25.958	1:58.456 P	
6	22.822	30.010	18.022	30.147	1:41.001	299	9	<u>21.931</u>	<u>26.651</u>	<u>17.447</u>	<u>25.567</u>	<u>1:31.596</u>	299
7	<u>22.033</u>	<u>26.763</u>	<u>17.645</u>	<u>25.755</u>	<u>1:32.196</u>	304	10	22.920	30.596	21.453	28.295	1:43.264	303
8	23.505	29.756	19.739	2:21.024	3:34.024	302	<b>27 Max STAUFFER (NSW) (16th)</b>						
9	29.015	30.047	18.321	27.772	1:45.155 P		1	26.793	27.997	18.435	26.635	1:39.860 P	
10	23.630	28.668	18.494	26.893	1:37.685	297	2	22.583	27.375	18.233	26.356	1:34.547	303
<b>17 Troy HERFOSS (QLD) (7th)</b>							3	<u>22.532</u>	<u>27.025</u>	<u>18.109</u>	<u>26.163</u>	<u>1:33.829</u>	303
1	29.686	32.183	19.740	26.656	1:48.265 P		4	26.144	27.482	20.258	26.353	1:40.237	303
2	22.258	26.944	17.985	25.788	1:32.975	303	5	23.114	27.299	18.227	3:09.996	4:18.636	303
3	28.860	34.957	18.701	27.263	1:49.781	290	6	28.919	27.686	18.351	26.625	1:41.581 P	
4	22.030	26.757	<u>17.711</u>	25.797	1:32.295	308	7	22.707	27.974	18.993	26.829	1:36.503	306
							8	22.752	27.130	18.187	26.237	1:34.306	299

*Scott Lang*  
 Chief Timekeeper - Scott Lang

*Tom Williams*  
 Race Director - Tom Williams



### ALPINESTARS AUSTRALIAN SUPERBIKE CHAMPIONSHIP

#### Qualifying

Date: 19/11/22  
 Event: Q03  
 Weather: Overcast - Temp: 17.1C  
 Track: Dry - Temp: 20.0C

Started at: 08:50:04  
 Laps: 30 Min  
 Starters: 26  
 Posted at: 09:24

#### PROVISIONAL SPLIT TIMES

Lap	Split 1	Split 2	Split 3	Split 4	Lap Time	Spd	Lap	Split 1	Split 2	Split 3	Split 4	Lap Time	Spd
9	22.682	28.001	20.124	4:15.999	5:26.806	299	5	29.328	29.865	19.155	27.450	1:45.798 P	
10	31.310	30.488	24.403	26.961	1:53.162 P		6	23.694	<b>28.674</b>	19.115	27.317	1:38.800	286
11	23.369	27.650	18.485	26.557	1:36.061	300	7	23.669	28.928	18.920	27.302	1:38.819	288
12	22.985	27.774	18.374	26.726	1:35.859	299	8	23.694	28.912	19.182	27.261	1:39.049	286
13	22.917	27.856	18.527	26.572	1:35.872	299	9	23.953	1:02.404	20.133	1:59.323	3:45.813	285
14	23.070	29.553	20.798	27.258	1:40.679	298	10	31.075	31.092	19.577	27.667	1:49.411 P	
							11	23.669	29.107	19.476	27.667	1:39.919	286
<b>29 Ted COLLINS (VIC) (17th)</b>													
1	26.833	28.078	18.564	26.576	1:40.051 P		<b>43 Alastair HOOGENBOEZEM (VIC) (20th)</b>						
2	22.478	27.417	17.887	26.303	1:34.085	303	1	28.332	29.747	19.504	27.437	1:45.020 P	
3	23.150	27.949	18.190	26.616	1:35.905	302	2	23.555	28.991	18.790	27.514	1:38.850	296
4	22.458	27.411	18.000	26.399	1:34.268	300	3	23.758	29.383	18.741	27.104	1:38.986	282
5	22.891	27.869	18.220	8:15.522	9:24.502	296	4	23.222	28.551	18.651	27.086	1:37.510	295
6	26.841	29.496	18.354	26.794	1:41.485 P		5					11:18.755	297
7	22.677	<b>27.285</b>	<b>17.740</b>	<b>26.228</b>	1:33.930	303	6	34.800	29.857	19.041	27.042	1:50.740 P	
8	<b>22.326</b>	27.321	17.799	26.415	<b>1:33.861</b>	298	7	23.065	29.081	18.526	26.620	1:37.292	296
9	22.409	27.585	17.928	26.418	1:34.340	298	8	<b>22.911</b>	28.006	18.533	26.696	1:36.146	295
							9	22.980	28.041	<b>18.333</b>	26.739	1:36.093	295
<b>33 Sloan FROST (VIC) (22th)</b>													
1	29.040	29.995	19.434	27.494	1:45.963 P		10	23.056	<b>27.609</b>	18.434	<b>26.606</b>	<b>1:35.705</b>	288
2	23.755	28.992	19.081	27.539	1:39.367	292	11	23.110	28.003	18.375	26.745	1:36.233	296
3	23.514	28.748	18.998	27.536	1:38.796	293	<b>46 Mike JONES (QLD) (5th)</b>						
4	23.527	28.887	18.961	27.430	1:38.805	293	1	27.557	27.656	17.941	26.124	1:39.278 P	
5	24.039	30.692	19.161	27.507	1:41.399	292	2	22.452	26.973	17.603	25.883	1:32.911	304
6	23.513	28.416	18.740	27.218	1:37.887	294	3	22.161	26.923	17.590	25.990	1:32.664	307
7	23.341	28.607	18.618	27.397	1:37.963	292	4	22.568	27.860	18.005	3:33.538	4:41.971	305
8	26.616	31.473	19.732	5:36.948	6:54.769	289	5	26.649	27.409	17.775	25.959	1:37.792 P	
9	30.908	31.387	19.167	27.260	1:48.722 P		6	22.068	26.849	17.667	25.889	1:32.473	307
10	23.015	28.076	18.601	<b>26.998</b>	<b>1:36.690</b>	293	7	21.969	26.895	17.678	26.033	1:32.575	308
11	<b>22.970</b>	<b>28.061</b>	<b>18.550</b>	27.180	1:36.761	293	8	22.503	27.289	17.899	3:54.345	5:02.036	304
12	23.049	29.627	22.474	1:50.358	3:05.508	292	9	29.780	33.436	18.615	27.106	1:48.937 P	
13	28.487	30.400	18.811	27.250	1:44.948 P		10	22.000	26.762	17.587	<b>25.799</b>	1:32.148	304
14	23.084	28.250	18.635	27.439	1:37.408	292	11	<b>21.911</b>	<b>26.719</b>	<b>17.540</b>	25.838	<b>1:32.008</b>	305
							12	22.062	26.731	17.688	25.818	1:32.299	305
<b>37 Michael EDWARDS (QLD) (26th)</b>													
1	28.384	30.237	19.604	27.374	1:45.599 P		<b>60 Ben BURKE (NSW) (19th)</b>						
2	23.734	28.983	19.015	27.278	1:39.010	290	1	29.668	32.056	19.862	27.290	1:48.876 P	
3	23.588	28.905	<b>18.866</b>	<b>27.132</b>	<b>1:38.491</b>	290	2	22.755	27.613	18.349	<b>26.387</b>	1:35.104	298
4	<b>23.524</b>	28.875	19.118	10:12.620	11:24.137	290	3	22.868	27.738	18.259	26.616	1:35.481	294

*Scott Lang*  
 Chief Timekeeper - Scott Lang

*Tom Williams*  
 Race Director - Tom Williams



### ALPINESTARS AUSTRALIAN SUPERBIKE CHAMPIONSHIP

### Qualifying

Date: 19/11/22  
 Event: Q03  
 Weather: Overcast - Temp: 17.1C  
 Track: Dry - Temp: 20.0C

Started at: 08:50:04  
 Laps: 30 Min  
 Starters: 26  
 Posted at: 09:24

### PROVISIONAL SPLIT TIMES

Lap	Split 1	Split 2	Split 3	Split 4	Lap Time	Spd	Lap	Split 1	Split 2	Split 3	Split 4	Lap Time	Spd	
4	22.586	27.558	18.346	26.491	1:34.981	300	5	22.053	26.783	17.599	<b>25.700</b>	1:32.135	300	
5	22.666	28.059	18.845	11:48.555	12:58.125	301	6	27.678	39.874	18.218	25.927	1:51.697	304	
6	30.938	34.509	21.874	27.945	1:55.266 P		7	<b>22.030</b>	26.833	17.520	25.703	<b>1:32.086</b>	304	
7	22.793	33.002	24.880	28.913	1:49.588	293	8	22.093	27.301	17.671	25.924	1:32.989	308	
8	<b>22.478</b>	27.528	18.270	26.400	1:34.676	300	9	22.159	<b>26.669</b>	<b>17.477</b>	25.896	1:32.201	304	
9	22.505	<b>27.455</b>	<b>18.119</b>	26.411	<b>1:34.490</b>	297								
10	28.621	31.344	21.864	28.930	1:50.759	295	<b>67 Bryan STARING (WA) (4th)</b>							
11	22.776	27.755	18.651	27.334	1:36.516	302	1	31.000	33.001	19.091	26.306	1:49.398 P		
							2	22.186	26.883	17.718	25.961	1:32.748	300	
<b>61 Arthur SISSIS (SA) (10th)</b>							3	22.663	30.362	18.340	26.101	1:37.466	299	
1	31.242	32.714	25.061	32.889	2:01.906 P		4	22.222	26.991	17.901	25.881	1:32.995	301	
2	22.755	27.481	17.803	26.129	1:34.168	304	5	22.322	26.995	17.885	25.870	1:33.072	299	
3	22.231	27.048	17.661	25.909	1:32.849	305	6	23.804	28.548	18.731	4:19.209	5:30.292	283	
4	22.055	<b>26.965</b>	18.199	25.999	1:33.218	307	7	31.983	28.812	18.428	25.748	1:44.971 P		
5	22.417	27.084	17.890	25.911	1:33.302	303	8	<b>22.042</b>	26.652	17.708	<b>25.597</b>	<b>1:31.999</b>	298	
6	23.031	29.288	18.572	10:46.749	11:57.640	301	9	22.049	<b>26.595</b>	17.765	25.714	1:32.123	299	
7	31.573	29.551	18.568	30.175	1:49.867 P		10	23.757	36.589	20.085	25.988	1:46.419	297	
8	<b>22.049</b>	26.976	17.654	25.758	1:32.437	303	11	22.105	33.671	22.721	4:30.082	5:48.579	300	
9	22.090	26.979	<b>17.588</b>	<b>25.692</b>	<b>1:32.349</b>	303	12	33.439	29.449	17.753	25.736	1:46.377 P		
<b>62 Brendan McINTYRE (NSW) (23th)</b>							13	22.141	26.920	17.705	25.861	1:32.627	303	
1	28.765	30.430	19.898	28.116	1:47.209 P		14	22.048	26.621	<b>17.672</b>	25.980	1:32.321	298	
2	24.162	28.892	18.991	27.566	1:39.611	290	<b>72 Paris HARDWICK (NSW) (25th)</b>							
3	23.699	28.705	19.173	28.008	1:39.585	290	1	32.613	30.360	19.509	27.586	1:50.068 P		
4	23.711	28.627	19.012	27.208	1:38.558	287	2	23.747	28.762	18.827	<b>26.903</b>	1:38.239	290	
5	23.311	28.428	19.291	27.223	1:38.253	286	3	23.434	28.424	19.252	27.113	1:38.223	292	
6	23.423	28.412	19.280	27.266	1:38.381	291	4	23.435	29.142	18.796	27.156	1:38.529	293	
7	23.804	31.324	19.974	7:03.103	8:18.205	286	5	<b>23.300</b>	<b>28.263</b>	<b>18.707</b>	27.216	<b>1:37.486</b>	292	
8	35.973	2:28.475	20.067	27.993	3:52.508 P		6	23.902	29.909	19.510	4:12.421	5:25.742	288	
9	23.860	28.224	<b>18.557</b>	<b>26.854</b>	1:37.495	286	7	30.720	29.143	18.975	27.418	1:46.256 P		
10	<b>23.182</b>	<b>28.180</b>	18.658	27.088	1:37.108	290	8	23.648	28.900	18.787	27.325	1:38.660	283	
11	23.288	28.271	18.805	26.913	1:37.277	286	9	23.552	28.271	18.794	27.236	1:37.853	286	
12	23.184	28.184	18.567	26.963	<b>1:36.898</b>	289	10	23.352	29.124	18.909	27.357	1:38.742	290	
<b>65 Cru HALLIDAY (NSW) (8th)</b>							11	23.510	28.688	18.830	27.740	1:38.768	292	
1	28.968	28.207	18.205	26.307	1:41.687 P		12	23.775	29.130	18.752	27.474	1:39.131	287	
2	22.225	26.988	17.616	25.753	1:32.582	300	13	23.674	28.968	18.925	27.418	1:38.985	289	
3	22.240	26.867	17.543	25.750	1:32.400	300	<b>75 Trent BINAISSE (VIC) (24th)</b>							
4	22.039	26.783	17.659	25.749	1:32.230	302	1	28.797	29.741	19.635	27.948	1:46.121 P		

*Scott Lang*  
 Chief Timekeeper - Scott Lang

*Tom Williams*  
 Race Director - Tom Williams



### ALPINESTARS AUSTRALIAN SUPERBIKE CHAMPIONSHIP

#### Qualifying

Date: 19/11/22  
 Event: Q03  
 Weather: Overcast - Temp: 17.1C  
 Track: Dry - Temp: 20.0C


Started at: 08:50:04  
 Laps: 30 Min  
 Starters: 26  
 Posted at: 09:24

#### PROVISIONAL SPLIT TIMES


Lap	Split 1	Split 2	Split 3	Split 4	Lap Time	Spd	Lap	Split 1	Split 2	Split 3	Split 4	Lap Time	Spd							
2	23.626	28.659	18.670	27.389	1:38.344	292	10	22.198	26.800	17.785	25.934	1:32.717	303							
3	23.427	28.836	19.034	27.199	1:38.496	292	11	28.376	30.553	20.004	32.615	1:51.548	305							
4	23.425	28.311	18.705	27.105	1:37.546	293	12	22.137	<b>26.655</b>	<b>17.778</b>	26.019	<b>1:32.589</b>	300							
5	<b>23.078</b>	<b>28.144</b>	18.689	27.095	<b>1:37.006</b>	293	<b>86 Beau BEATON (NSW) (14th)</b>													
6	23.665	29.560	19.416	10:01.081	11:13.722	289														
7	28.149	30.684	19.984	27.513	1:46.330 P	1								27.304	29.952	19.086	27.037	1:43.379 P		
8	23.115	28.327	<b>18.643</b>	27.237	1:37.322	296								2	22.665	27.424	18.059	<b>26.203</b>	1:34.351	303
9	23.215	28.207	18.699	<b>27.039</b>	1:37.160	289								3	22.451	27.394	18.056	26.401	1:34.302	303
<b>81 Senna AGIUS (NSW) (11th)</b>														4	23.161	29.329	18.984	26.988	1:38.462	303
														5	22.589	27.473	18.253	26.468	1:34.783	300
														6	23.373	30.533	19.227	4:46.582	5:59.715	296
1	30.240	32.227	20.071	26.866	1:49.404 P	6								23.373	30.533	19.227	4:46.582	5:59.715	296	
2	22.199	26.817	17.799	25.937	1:32.752	308	7	27.619	29.704	19.128	26.846	1:43.297 P								
3	23.305	27.494	18.085	26.186	1:35.070	311	8	<b>22.430</b>	<b>27.033</b>	17.881	26.293	<b>1:33.637</b>	297							
4	22.288	26.977	17.929	26.412	1:33.606	302	9	22.482	27.359	18.122	27.783	1:35.746	299							
5	22.299	26.905	17.979	26.178	1:33.361	302	10	23.806	29.185	19.166	5:19.618	6:31.775	290							
6	23.475	28.064	18.463	10:18.839	11:28.841	303	11	31.197	32.722	19.091	26.725	1:49.735 P								
7	30.923	34.286	21.254	29.945	1:56.408 P		12	22.520	27.128	<b>17.875</b>	26.464	1:33.987	298							
8	22.167	31.173	26.445	28.833	1:48.618	305														
9	<b>22.096</b>	26.800	17.900	<b>25.903</b>	1:32.699	308														

\*\*\* ALL RIDERS QUALIFY \*\*\*

The results are provisional until the end of the time limit for protests and appeals.



Chief Timekeeper - Scott Lang



Race Director - Tom Williams







**ASBK Round 6**  
**World SBK**  
**Phillip Island GP Circuit**  
**18 - 20 November**



**GRAND RIDGE  
BREWERY**  
AUSTRALIAN ROUND

**ALPINESTARS AUSTRALIAN SUPERBIKE CHAMPIONSHIP**

**Qualifying**

Date: 19/11/22  
Event: Q03  
Weather: Overcast - Temp: 17.1C  
Track: Dry - Temp: 20.0C


Started at: 08:50:04  
Laps: 30 Min  
Starters: 26  
Posted at: 09:24

**PROVISIONAL FASTEST LAPS SEQUENCE**

Race Time	No	Name	Machine	Fastest Lap	On Lap
2:09.986	3	Jed METCHER (VIC)	Yamaha YZF-R1	1:39.090	1
3:44.017	3	Jed METCHER (VIC)	Yamaha YZF-R1	1:34.031	2
3:56.188	67	Bryan STARING (WA)	Ducati V4R	1:32.748	2
4:27.461	1	Wayne MAXWELL (VIC)	Ducati V4R	1:32.171	2
7:42.367	21	Josh WATERS (VIC)	Ducati V4R	1:31.286	2

\*\*\* ALL RIDERS QUALIFY \*\*\*

The results are provisional until the end of the time limit for protests and appeals.

  
Chief Timekeeper - Scott Lang

  
Race Director - Tom Williams



[www.computime.com.au](http://www.computime.com.au)  
**COMPUTIME RACE TIMING SYSTEMS PTY LTD**



### ALPINESTARS AUSTRALIAN SUPERBIKE CHAMPIONSHIP

### Qualifying

Date: 19/11/22  
 Event: Q03  
 Weather: Overcast - Temp: 17.1C  
 Track: Dry - Temp: 20.0C


Started at: 08:50:04  
 Laps: 30 Min  
 Starters: 26  
 Posted at: 09:24

### PROVISIONAL BEST PARTIAL TIMES

Pos	Split 1		Split 2		Split 3		Split 4		LAP		Ideal	Fastest
	Name	Time	Name	Time	Name	Time	Name	Time	Name			
1	J. WATERS	21.897	J. WATERS	26.518	D. FALZON	17.447	J. WATERS	25.294	J. WATERS	1:31.211	1:31.286	
2	M. JONES	21.911	B. STARING	26.595	C. HALLIDAY	17.477	W. MAXWELL	25.510	D. FALZON	1:31.596	1:31.596	
3	W. MAXWELL	21.916	T. HERFOSS	26.603	J. WATERS	17.502	D. FALZON	25.567	W. MAXWELL	1:31.632	1:31.775	
4	D. FALZON	21.931	W. MAXWELL	26.622	M. JONES	17.540	A. WEST	25.578	C. HALLIDAY	1:31.876	1:32.086	
5	T. HERFOSS	21.944	D. FALZON	26.651	W. MAXWELL	17.584	B. STARING	25.597	B. STARING	1:31.906	1:31.999	
6	A. WEST	21.951	S. AGIUS	26.655	A. SISSIS	17.588	A. SISSIS	25.692	A. WEST	1:31.952	1:32.009	
7	C. HALLIDAY	22.030	C. HALLIDAY	26.669	A. WEST	17.622	C. HALLIDAY	25.700	M. JONES	1:31.969	1:32.008	
8	G. ALLERTON	22.033	M. JONES	26.719	G. ALLERTON	17.645	T. HERFOSS	25.744	T. HERFOSS	1:32.002	1:32.063	
9	B. STARING	22.042	G. ALLERTON	26.763	B. STARING	17.672	G. ALLERTON	25.755	G. ALLERTON	1:32.196	1:32.196	
10	A. SISSIS	22.049	A. WEST	26.801	J. METCHER	17.710	M. JONES	25.799	A. SISSIS	1:32.294	1:32.349	
11	S. AGIUS	22.096	B. PEARSON	26.838	T. HERFOSS	17.711	B. PEARSON	25.890	S. AGIUS	1:32.432	1:32.589	
12	J. METCHER	22.146	A. SISSIS	26.965	T. COLLINS	17.740	S. AGIUS	25.903	B. PEARSON	1:32.885	1:33.173	
13	B. PEARSON	22.251	M. STAUFFER	27.025	S. AGIUS	17.778	J. METCHER	26.074	J. METCHER	1:32.993	1:33.056	
14	T. COLLINS	22.326	B. BEATON	27.033	B. BEATON	17.875	M. STAUFFER	26.163	B. BEATON	1:33.541	1:33.637	
15	M. WALTERS	22.333	J. METCHER	27.063	B. PEARSON	17.906	B. BEATON	26.203	T. COLLINS	1:33.579	1:33.861	
16	B. BEATON	22.430	B. McCONNEL	27.122	M. WALTERS	17.936	B. McCONNEL	26.213	B. McCONNEL	1:33.776	1:33.776	
17	B. BURKE	22.478	T. COLLINS	27.285	B. McCONNEL	17.944	T. COLLINS	26.228	M. STAUFFER	1:33.829	1:33.829	
18	B. McCONNEL	22.497	M. WALTERS	27.353	M. STAUFFER	18.109	B. BURKE	26.387	M. WALTERS	1:34.047	1:34.325	
19	M. STAUFFER	22.532	B. BURKE	27.455	B. BURKE	18.119	M. WALTERS	26.425	B. BURKE	1:34.439	1:34.490	
20	T. WYMAN	22.817	A. HOOGENB	27.609	T. WYMAN	18.246	T. WYMAN	26.453	A. HOOGENB	1:35.459	1:35.705	
21	A. HOOGENB	22.911	T. WYMAN	27.976	A. HOOGENB	18.333	A. HOOGENB	26.606	T. WYMAN	1:35.492	1:35.791	
22	S. FROST	22.970	S. FROST	28.061	S. FROST	18.550	B. McINTYRE	26.854	S. FROST	1:36.579	1:36.690	
23	T. BINAISSE	23.078	T. BINAISSE	28.144	B. McINTYRE	18.557	P. HARDWICK	26.903	B. McINTYRE	1:36.773	1:36.898	
24	B. McINTYRE	23.182	B. McINTYRE	28.180	T. BINAISSE	18.643	S. FROST	26.998	T. BINAISSE	1:36.904	1:37.006	
25	P. HARDWICK	23.300	P. HARDWICK	28.263	P. HARDWICK	18.707	T. BINAISSE	27.039	P. HARDWICK	1:37.173	1:37.486	
26	M. EDWARDS	23.524	M. EDWARDS	28.674	M. EDWARDS	18.866	M. EDWARDS	27.132	M. EDWARDS	1:38.196	1:38.491	

\*\*\* ALL RIDERS QUALIFY \*\*\*

The results are provisional until the end of the time limit for protests and appeals.

  
 Chief Timekeeper - Scott Lang

  
 Race Director - Tom Williams



### ALPINESTARS AUSTRALIAN SUPERBIKE CHAMPIONSHIP

Date: 19/11/22  
 Event: Q03  
 Weather: Overcast - Temp: 17.1C  
 Track: Dry - Temp: 20.0C

Started at: 08:50:04  
 Laps: 30 Min  
 Starters: 26  
 Posted at: 09:24

### PROVISIONAL GRID SHEET



1	21 J. WATERS 1:31.286	25 D. FALZON 1:31.596	1 W. MAXWELL 1:31.775
2	67 B. STARING 1:31.999	46 M. JONES 1:32.008	13 A. WEST 1:32.009
3	17 T. HERFOSS 1:32.063	65 C. HALLIDAY 1:32.086	14 G. ALLERTON 1:32.196
4	61 A. SISSIS 1:32.349	81 S. AGIUS 1:32.589	3 J. METCHER 1:33.056
5	4 B. PEARSON 1:33.173	86 B. BEATON 1:33.637	9 B. McCONNELL 1:33.776
6	27 M. STAUFFER 1:33.829	29 T. COLLINS 1:33.861	12 M. WALTERS 1:34.325
7	60 B. BURKE 1:34.490	43 A. HOOGENBOE 1:35.705	10 T. WYMAN 1:35.791
8	33 S. FROST 1:36.690	62 B. McINTYRE 1:36.898	75 T. BINAISSE 1:37.006
9	72 P. HARDWICK 1:37.486	37 M. EDWARDS 1:38.491	

Chief Timekeeper - Scott Lang

Race Director - Tom Williams





# ASBK Round 6

## World SBK Phillip Island GP Circuit 18 - 20 November



**GRAND RIDGE  
BREWERY**  
AUSTRALIAN ROUND

### ALPINESTARS AUSTRALIAN SUPERBIKE CHAMPIONSHIP

#### Qualifying

Date: 19/11/22  
Event: Q03  
Weather: Overcast - Temp: 17.1C  
Track: Dry - Temp: 20.0C

Started at: 08:50:04  
Laps: 30 Min  
Starters: 26  
Posted at: 09:24

### PROVISIONAL RACE INFORMATION

Time	Description
08:50:04	Event Start
08:59:40	New Qualifying Record (Prev: 1:31.363 W. MAXWELL)
09:11:52	Rider 62 (Brendan McINTYRE) STOPPED - TURN 4
09:12:13	Rider 62 (Brendan McINTYRE) RESUMED
09:17:14	Rider 75 (Trent BINAISSE) CRASHED TURN 4 - RIDER UP
09:20:12	Chequered Flag
09:20:34	Rider 1 (Wayne MAXWELL) STOPPED TURN 1
09:22:11	Event Finish

\*\*\* ALL RIDERS QUALIFY \*\*\*

The results are provisional until the end of the time limit for protests and appeals.

  
Chief Timekeeper - Scott Lang

  
Race Director - Tom Williams



[www.computime.com.au](http://www.computime.com.au)  
COMPUTIME RACE TIMING SYSTEMS PTY LTD

